

General Information

Patient	
Surname:	_____
First name:	_____
Date of birth:	_____
Sex:	<input type="checkbox"/> male <input type="checkbox"/> female
Material	
<input type="checkbox"/> Blood _____ ml (min. 1-2 ml EDTA-blood)	
<input type="checkbox"/> Dried blood spot cards (at least 5 spots)	
<input type="checkbox"/> DNA _____ µg (min. 1-2 µg DNA, concentr. ≥ 50 ng/µl) DNA-No.: _____	
Source material of extracted DNA: _____ (e.g. EDTA blood, skin biopsy)	
<input type="checkbox"/> Other specimen _____	
External ID:	_____
Date of sample collection:	_____
Samples can be sent by mail in a cardboard box or air cushion envelope. Samples should not be exposed to direct sunlight. Dried blood spot cards can be ordered for free (info@cegat.com).	

Declaration of consent

By signing this form, I declare that I have received comprehensive information regarding the genetic background related to the disease in question, as well as the possibilities and limitations of molecular genetic testing. I understand that I have the right to withdraw my consent for genetic analyses.

I have been informed, and agree, that my personal data and the data obtained in the analysis will be recorded, evaluated or stored in an pseudonymized form in scientific databases, and that further, in accordance with data protection and medical confidentiality, the request, or parts thereof, may be transmitted to a specialized cooperating laboratory.

I consent to the re-evaluation of my test results within the data storage period. If significant alterations become apparent, my Physician will be informed by e-mail.

I consent that in addition to the full genetic test as requested, the analysis can be expanded to all pathogenic and likely pathogenic variants (ACMG class 4 and 5) in genes which are related to the indication described for the proband (if applicable, screen for differential diagnosis).

I have been informed, and agree to the electronic storage, processing, use, and transmission of all data collected by CeGaT GmbH.

For more detailed information on data privacy as well as your rights please refer to www.cegat.de/en/privacy-policy

Please Note

Our panels are regularly updated to reflect current scientific research. It should therefore be recognized that there is the possibility that the list of genes on the order form may have changed slightly (genes added or removed) by the time the sample is analyzed in the laboratory. By signing this form, the patient accepts that the list of genes actually analyzed may be slightly different from what is currently listed. When NGS is utilized more than the requested genes are sequenced for each sample.

This declaration of consent can be completely or partially withdrawn at any time. I have had sufficient time to consider giving my consent.

I, the referring physician, confirm that I am authorized to request genetic testing for the above-mentioned patient. For predictive testing, I confirm that I am authorized, and that I have fulfilled the requirements, to request this testing. For minors, I declare that I have the consent of all legal guardians.

If the patient did not sign this order form: I, the referring physician, confirm that the patient received genetic counseling and agrees with the genetic testing. The patient's consent has been obtained in writing.

Sender / Clinic	
Surname:	_____
First name:	_____
Institution:	_____
Street:	_____
Postcode/City:	_____
Country:	_____
Phone:	_____
Email:	_____
VAT:	_____
If applicable, please include a VAT number or a copy of your business registration certificate.	
Invoice	<input type="checkbox"/> to sender / clinic <input type="checkbox"/> to patient / other (KVA-No.: _____)
Surname:	_____
First name:	_____
Street:	_____
Postcode/City:	_____
Country:	_____
Email:	_____

If you do not check these boxes, your answer will be recorded as "No".

I consent to the storage of my genetic material for additional tests and/or quality control (for max. 10 years).

☐ Yes ☐ No

I consent to the storage of my test results beyond the timespan of 10 years (as required by German law).

☐ Yes ☐ No

I consent to the pseudonymous storage and use of surplus genetic material and/or test results for scientific research and in scientific literature.

☐ Yes ☐ No

With regard to secondary findings I would like to be informed:

☐ Yes ☐ No

Genetic variation may sometimes be identified, which does not fit within the scope of the requested genetic analysis (so-called secondary findings). The reporting of these variants is limited to pathogenic alterations (ACMG classes 4 and 5) within selected genes, for which a treatment or course of action exists for you or your family (according to the current guidelines of the American College of Medical Genetics and Genomics; details on genes and associated diseases can be found at <https://www.cegat.com/acmg-genes/>). There is no claim of a comprehensive analysis of this gene set. An absence of secondary findings cannot be used to indicate a reduced disease risk.

Targeted analysis of the ACMG genes according to current recommendations can be requested as "additional analyses".

According to German Genetic Diagnostic Act (GenDG) we will issue the medical report to the counselling physician. Please indicate here the contact email of the counselling physician:

Email: _____

Patient / Legal Guardian
(Block letters)

Physician
(Surname, First name)

X
Patient / Legal Guardian
(Date, Signature)

X
Physician
(Date, Signature)

Physician's stamp / Barcode



CLIA CERTIFIED ID: 9902130225

CeGaT is accredited by DAKKS according to DIN EN ISO 15189:2014, the College of American Pathologists (CAP) and CLIA.

Indication

Analysis type: ☐ Proband is **affected** ☐ Proband is **NOT affected** (predictive testing)

Indication / Suspected diagnosis: _____


Major Clinical Symptoms: _____

Preliminary genetic diagnostics: _____


Transplants (bone marrow, tissue, stem cells) ☐ No ☐ Yes, (please specify) _____


Please include a copy of all existing reports of your patient.

Pedigree Consanguinity: ☐ Yes ☐ No Ethnic origin: _____

 index patient

 not affected

 affected

 known carrier

 deceased

 unrelated parents

 consanguine parents

 unborn child

 abortion, stillborn child

 person of unknown sex

 identical twins (monozygous)

 fraternal twins (dizygous)

Family medical history

Are there other family members who currently have or have had the same or a similar disease as the patient?

☐ Yes ☐ No

If yes, please list the affected family members:

Name (not required)	Relationship to the patient (e.g. mother)	Age of onset	Diagnosis / Symptoms

Indication

Clinical information

Age at onset: _____

Symptoms:

☐ Muscle weakness ☐ Muscle atrophy ☐ Muscle pain

☐ Others: _____

☐ Occurs during/after physical exertion ☐ Occurs while resting

Pattern:

☐ Proximal ☐ distal

☐ Legs particularly affected ☐ arms particularly affected ☐ equal affection

Associated features:

☐ Pes cavus ☐ claw toes

☐ Contractures

☐ Facies myopathica

☐ Ptosis ☐ Ophthalmoparesis

☐ Dysphagia ☐ Jaw weakness

☐ Cardiomyopathy ☐ Cardiac arrhythmia

☐ Steppage gait

☐ Gowers' sign

☐ Others: _____

Clinical Features

Electrophysiology

NCV studies:

☐ axonal ☐ demyelinating

EMG:

☐ myopathic ☐ neuropathic

CK value:

Muscle/ nerve/ skin biopsy (tapping point, date of tapping, histopathological evaluation):

Former molecular genetic results:

Inquiry

Inquiry

All genes listed on this order form, and the entire mitochondrial genome, are sequenced in parallel. This allows you to select multiple gene sets, or choose individual genes in addition to your selected gene set. As there is no additional laboratory expenditure, there is only a moderate price increase due to the subsequent analysis and interpretation. We are happy to answer your questions or send you an individual quote. Please contact us at info@cegat.com

☐ Spinal Muscular Atrophies (37 Genes, NMD01)

We perform a SMN1/SMN2 deletion/duplication analysis as first-tier analysis. SMN2 results are provided in cases where a deletion of exons 7 and 8 of SMN1 is detected.

- ☐ SMN1/SMN2 MLPA **not** required
- ☐ AR-Repeat Analysis required

AARS1, ASAH1, ASCC1, ATP7A, BICD2, BSCL2, CHCHD10, DCTN1, DNAJB2, DYNC1H1, EMILIN1, EXOSC3, EXOSC8, FBXO38, GARS1, HEXA, HSPB1, HSPB3, HSPB8, IGHMBP2, LAS1L, PLEKHG5, RBM7, REEP1, SCO2, SETX, SIGMAR1, SLC25A21, SLC5A7, SPTAN1, SYT2, TRIP4, TRPV4, UBA1, VAPB, VRK1, WARS1

☐ Hereditary Neuropathies (119 Genes, NMD02)

We perform a PMP22 deletion/duplication analysis as first-tier analysis.

- ☐ PMP22 MLPA **not** required

AAAS, AARS1, ABHD12, AIFM1, ARHGEF10, ATL1, ATL3, ATP1A1, BAG3, BSCL2, CCT5, CFAP276, CNTNAP1, COA7, COX6A1, CTDPI, DCAF8, DCTN2, DGAT2, DHTKD1, DNAJB2, DNAJB5, DNM2, DNMT1, DRP2, DST, DYNC1H1, EGR2, ELP1, FBLN5, FGD4, FIG4, GAN, GARS1, GDAP1, GJB1, GJB3, GLA, GNB4, GSN, HADHA, HADHB, HARS1, HINT1, HK1, HOXD10, HSPB1, HSPB8, IGHMBP2, INF2, KARS1, KIF1A, KIF1B, KIF5A, LITAF, LMNA, LRSAM1, MARS1, MCM3AP, MED25, MFN2, MME, MORC2, MPV17, MPZ, MTMR2, MTRFR, MYH14, NAGLU, NDRG1, NEFH, NEFL, NGF, NHERF1, NTRK1, OPA1, PDK3, PDXK, PLEKHG5, PMP2, PMP22, POLG, PRDM12, PRPS1, PRX, RAB7A, REEP1, RETREG1, SBF1, SBF2, SCN10A, SCN11A, SCN9A, SEPTIN9, SGPL1, SH3TC2, SLC12A6, SLC25A46, SLC5A7, SORD, SOX10, SPG11, SPTLC1, SPTLC2, SURF1, TECPR2, TFG, TRIM2, TRPA1, TRPV4, TTR, TWNK, TYMP, UBA5, VCP, VWA1, WNK1, YARS1, ZFH2

☐ Congenital and Distal Myopathies (95 Genes, NMD03)

ABCC9, ACTA1, ACTN2, ADSS1, ANO5, BAG3, BIN1, CACNA1S, CASQ1, CAV3, CCDC78, CFL2, CNTN1, COL12A1, COL6A1, COL6A2, COL6A3, COX6A2, CRYAB, DES, DNA2, DNAJB5, DNAJB6, DNM2, DYSF, FHL1, FKBP14, FLNC, FXR1, GNE, HACD1, HSPB8, ISCU, KBTBD13, KLHL40, KLHL41, KLHL9, KY, LAMP2, LDB3, LMOD3, LRP12, MAP3K20, MATR3, MB, MEGF10, MICU1, MSTO1, MTM1, MTMR14, MYBPC1, MYH2, MYH7, MYL1, MYOD1, MYOT, MYPN, NEB, ORAI1, PAX7, POLG, POLG2, PUS1, PYROXD1, RRM2B, RYR1, RYR3, SCN4A, SELENON, SIL1, SLC25A21, SLC25A42, SOD1, SPEG, SPTBN4, STAC3, STIM1, SUCLA2, TIA1, TIMM22, TK2, TMEM65, TNNT1, TOR1AIP1, TPM2, TPM3, TRIM32, TRIM54, TRIM63, TTN, TWNK, VCP, VMA21, VWA1, YARS2

☐ Limb-Girdle Muscular Dystrophies (42 Genes, NMD04)

ANO5, BVES, CAPN3, CAV3, CRPPA, DAG1, DES, DMD, DNAJB6, DPM3, DYSF, FKRP, FKTN, FLNC, GAA, GMPPB, GNE, HNRNPDL, LAMA2, LIMS2, LMNA, MYOF, MYOT, PLEC, POGLUT1, POMGNT1, POMGNT2, POMK, POMT1, POMT2, POPDC3, PYROXD1, SGCA, SGCB, SGCD, SGCG, TCAP, TNP03, TOR1AIP1, TRAPPC11, TRIM32, TTN

☐ Muscular Dystrophies (43 Genes, NMD05)

We perform a DMD deletion/duplication analysis as first-tier analysis.

- ☐ DMD MLPA **not** required

ANO5, B3GALNT2, B4GAT1, CAVIN1, CHKB, COL12A1, COL6A1, COL6A2, COL6A3, CRPPA, DAG1, DMD, DPM1, DPM2, DPM3, DYSF, EMD, FHL1, FKRP, FKTN, GMPPB, GOLGA2, INPP5K, ITGA7, LAMA2, LARGE1, LMNA, PABPN1, POMGNT1, POMGNT2, POMT1, POMT2, RXYLT1, SELENON, SMCHD1, SYNE1, SYNE2, TCAP, TMEM43, TOR1AIP1, TRAPPC11, TRIP4, TTN

☐ Myotonias (5 Genes, NMD07)

ATP2A1, CAV3, CLCN1, HINT1, SCN4A

☐ Metabolic Myopathies (48 Genes, NMD08)

ABHD5, ACAD9, ACADL, ACADM, ACADS, ACADVL, AGL, ALDOA, AMPD1, CPT2, ENO3, ETFA, ETFB, ETFDH, FLAD1, G6PC1, GAA, GBE1, GYG1, GYS1, HADH, HADHA, HADHB, ISCU, LAMP2, LDHA, LPIN1, NPL, PDHA1, PFKM, PGAM2, PGK1, PGM1, PHKA1, PHKB, PHKG2, PNPLA2, POLG2, PRKAG2, PUS1, PYGM, RBCK1, RRM2B, SLC16A1, SLC22A5, SLC25A20, TAFAZZIN, YARS2

☐ Walker-Warburg Syndrome (14 Genes, NMD10)

B3GALNT2, B4GAT1, CRPPA, DAG1, FKRP, FKTN, GMPPB, LARGE1, POMGNT1, POMGNT2, POMK, POMT1, POMT2, RXYLT1

☐ Periodic Paralysis (6 Genes, NMD12)

ATP1A2, CACNA1S, KCNE3, KCNJ2, KCNJ5, SCN4A

☐ Congenital Myasthenic Syndromes (29 Genes, NMD13)

AGRN, ALG14, ALG2, CHAT, CHRNA1, CHRNA1, CHRNB1, CHRND, CHRNE, CHRNG, COL13A1, COLQ, DOK7, DPAGT1, GFPT1, GMPPB, LAMA5, LRP4, MUSK, MYO9A, PLEC, PREPL, RAPSIN, SCN4A, SLC18A3, SLC25A1, SLC5A7, SNAP25, SYT2, VAMP1

☐ Arthrogryposis (48 Genes, NMD14)

ACTA1, ADCY6, ADGRG6, ALG3, ASCC1, BICD2, CACNA1E, CHST14, CNTNAP1, DNM2, DOK7, ECEL1, ERBB3, ERGIC1, FBN2, FKBP10, FLNB, GLDN, GLE1, LGI4, MET, MUSK, MYBPC1, MYH3, MYH8, MYOD1, NALCN, NEK9, NUP88, PIEZO2, PIP5K1C, PLOD2, PPP3CA, RAPSIN, SCARF2, SCYL2, SLC18A3, SMPD4, SYNE1, TNNI2, TNNT3, TOR1A, TPM2, TTN, UNC50, VIPAS39, VPS33B, ZC4H2

Additional analyses (additional fees may apply)

☐ **HLA-Typing (HLA01)**

I would like to receive an additional report stating the HLA alleles (HLA class I (Gene A, B, C) and HLA class II (Gene DPA1, DPB1, DQA1, DQB1, DRB1, DRB3, DRB4, DRB5)).

☐ **ACMG genes diagnostics**

I would like to be informed of relevant alterations within the list of recommended genes for secondary analysis, according to the current guidelines of the American College of Medical Genetics and Genomics. The analysis is restricted to the sequence data, re-sequencing of regions with poor sequence coverage will not typically be performed. A negative "ACMG genes" report cannot be used to rule out (genetic) disease risk. Additional fees may apply. According to German legislation, predictive tests for minors may not be performed for diseases which have an onset in adulthood. Therefore, some genes will not be analyzed for minors, unless the phenotypic spectrum is within the scope of the primary medical indication of the patient. Details on genes and associated diseases can be found at <https://www.cegat.com/acmg-genes/>

☐ **Pharmacogenetics (PGX) (22 genes)**

ABCG2, CACNA1S, CYP2B6, CYP2C19, CYP2C9, CYP2D6, CYP3A4, CYP3A5, CYP4F2, DPYD, G6PD, HLA-A, HLA-B, IFNL3, MT-RNR1, NUDT15, POR, RYR1, SLCO1B1, TPMT, UGT1A1, VKORC1

I would like to receive an additional report analyzing known variants in 22 genes that are involved in the metabolism of pharmaceutical products.

☐ _____

For further information and advice please do not hesitate to contact our Diagnostic Support team.

www.cegat.com/diagnostic-support · diagnostic-support@cegat.com · Phone +49 7071 565 44-55